

Surge Protection Device

SPD 20/320 G3

Surge Protection Device (SPD) is to offer comprehensive protection solution against high surges for Outdoor lighting systems.

Benefits

- Maximize the lifetime of outdoor lighting system
- Lower maintenance costs
- Suitable for luminaries of protection class I/II
- Long lifetime & high working temperature
- High surge protection of up to 20 kV (T3) / 20 kA (T2) for all lighting applications
- Compact and thin
- Failure indication LED
- Fully comply with IEC 61643-11

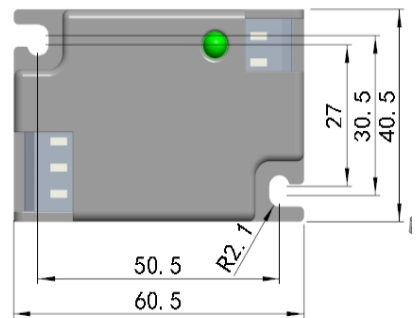
Applications

- Street, Urban and Industrial lighting
- Suitable for outdoor applications in fixtures with IP > 54

Approval marks



In preparation, if not already printed on product label



Housing material: plastic material, dark grey

Product Features

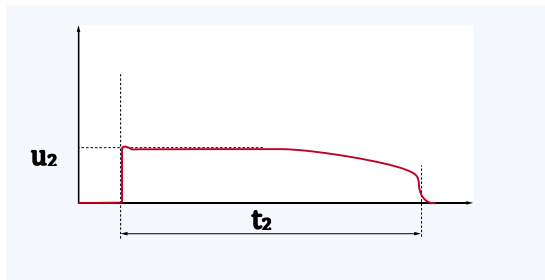
- Mains voltage to 320Vac
- Suitable for luminaries of protection class I/II
- Push-in terminal
- Fully LED Driver protection by Up <2kV
- High surge protection of up to 20 kV / 10 kA (L-N); comply with IEC 61643-11 - T3
- Maximum surge protection of up to 20 kA; comply with IEC 61643-11 - T2
- TÜV approved acc. to IEC 61643-11 – T2 & T3

Electrical Characterization

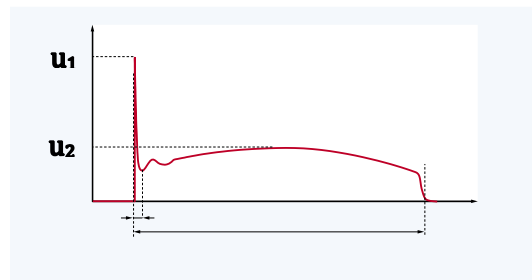
	Item	Value	Unit	Remarks, Conditions
INPUT	Max. continuous operating voltage (L-N)	320	Vac	The L N input line must be connected correctly and cannot be reversed.
	Nominal frequency	50 / 60	Hz	
	Classification	Class II + III (T2 + T3)		Acc. IEC61643-11
	Power grids	TN		Including all TN varieties TN-C, TN-C-S, TN-S
	Open-circuit voltage (Uoc)	20	kV	
	Nominal current	5	A	Rated load current at 50/60 Hz
	Power losses	<0.5	W	max. at Uc = 320VAC, loading current = 5A
	Protection class	I/II		Insulation Class acc. IEC60598
	Temporary overvoltage	441.7 336.6	V	LV system fault: 255 V x 1.73 at tt = 120 m, TN LV system fault: 255 V x 1.32 at tt = 5 s, TN
	Max discharge current (Imax)	20	kA	L-N L-GND N-GND
	Protection mode	Different mode, Common mode		Please refer to Protection levels.
	Nominal discharge current (In)	10 7.5 7.5	kA	L-N; @ UOC=20KV, internal resistance=2Ω L-GND; @ UOC=15KV, internal resistance=2Ω N-GND; @ UOC=15KV, internal resistance=2Ω
	Max. voltage protection level (Up)	1.8 2 2	kV	L-N; @ UOC=20KV, internal resistance=2Ω L-GND; @ UOC=15KV, internal resistance=2Ω N-GND; @ UOC=15KV, internal resistance=2Ω
	Backup fuse	16	A	Max., gG fuse
	Max earth leakage current	50	μA	Max. rms, to GND
Surge withstand capability	1 20 20 50	strike	Max. at 20kA (L-N; L/N-PE) Min. at 10kA (L-N) Min. at 7.5kA (L/N-PE) Min. at 5kA (L-N; L/N-PE)	
ENVIRONMENT	Ambient temperature range ta	-40 ... +80	°C	
	Max. case temperature at tc point	85	°C	
	Storage temperature range	-40...+85	°C	
	Relative humidity	5 ... 95	%	Not condensing
	IP rating	IP 20		Built-in only
	End of life indication (by LED light)	Yes		Optical, light ON: SPD is functional. Light OFF: SPD has reached end-of-life.
	Expected lifetime	100'000	h	tc = 85°C with max. 10% failure rate
	Dimensions (L x W x H)	60.5 x 40.5 x 17	mm	
	Weight	38	g	

Protection levels of Up

IC 8/20 μs	Differential mode U2 (L-N)	IC 8/20 μs	Common mode U1/U2 (L/N-PE)
10kA	≤1800 V	7.5kA	≤2000 V / 1500 V



Differential mode L-N



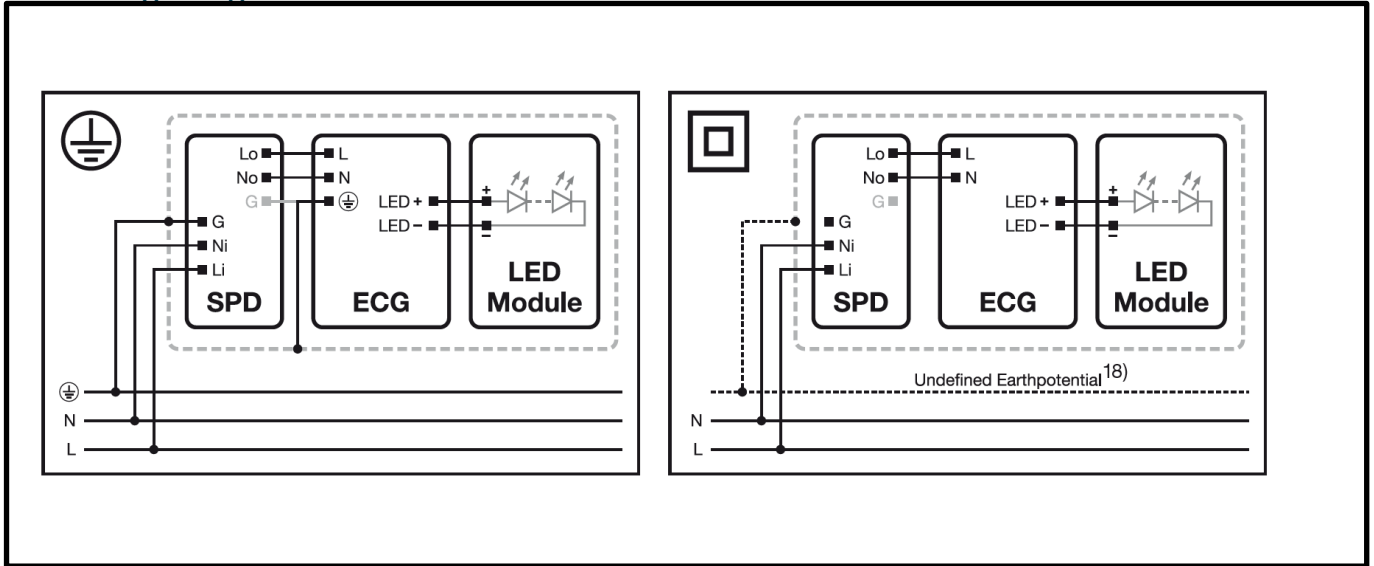
Common mode (L/N - ground, L+N - ground)

Additional Information

Approvals*	CE, CB, TUV
Standards	Acc. to IEC 61643-11

*In preparation, if not already printed on product label

Wiring Diagram



	Item	Value	Unit	Remarks
INPUT	Cable cross section	0.75...2.5	mm ²	Solid and stranded
	Wire preparation length	7...9	mm	
	Type of terminal	Push in, Single wire only		
OUTPUT	Cable cross section	0.75...2.5	mm ²	Solid and stranded
	Wire preparation length	7...9	mm	
	Type of terminal	Push in, Single wire only		
	Cable length from SPD to LED Driver	<3	m	

Standards

IEC 61643-11

ordering information

Product name	EAN10	EAN40	Pieces / box
SPD20/320 G3	6977078992725	6977078992732	120

Disclaimer

Subject to change without notice. Errors and omission accepted. Always make sure to use the most recent release. The latest release of the datasheet is available under the following link www.inventronicsglobal.com

Inventronics GmbH

Parkring 31-33, 85748 Garching,
Germany

Phone: +49 89 6213-0

Email:

contact@inventronicsglobal.com