

**Product data sheet: OT FIT 100/220-240/700 D NFC HV L**

Constant current LED driver incl. NFC Interface – non isolated

Wide operating area up to 700mA

Flexible, reliable solution for energy saving lighting:  
 Combining a high operating area with a maximum of efficiency and lifetime in small dimensions  
 Flexible and future-proof current setting via NFC\*


**Benefits**


- Wide operating range: 200 – 700mA
- Adjustable current via NFC
- CLO integrated for maximizing energy savings
- 5 years guarantee
- Small, slim white metal housing 30 x 21 mm
- Suitable for emergency lighting units

**Applications**

- Linear and area lighting
- Office – industrial – retail

**Applications**

**CE, ENEC, CCC, RCM, EL, **  
 In preparation, if not already printed on the label



Housing material: metal, white painted

\*for more information please refer to Tuner4TRONIC™

**Product Features**

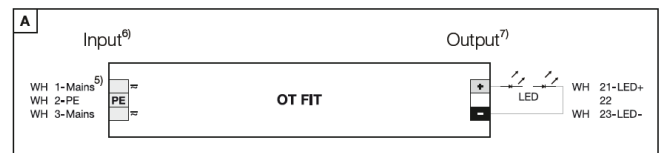
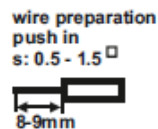
- Output current range 200 – 700mA
- Overload protection
- Very low ripple  $\leq 1\%$
- Very high efficiency up to 95%
- Output power up to 100W
- Mains voltage 220 – 240V
- Suitable for emergency lighting
- Fast NFC programming (current)
- Overtemperature protection
- CLO integrated
- 100'000 h lifetime at  $t_c = 70^\circ\text{C}$
- $t_c \text{ max} = 80^\circ\text{C}$
- Wide  $t_a$  range  $-25 - +55^\circ\text{C}$
- 5 years guarantee

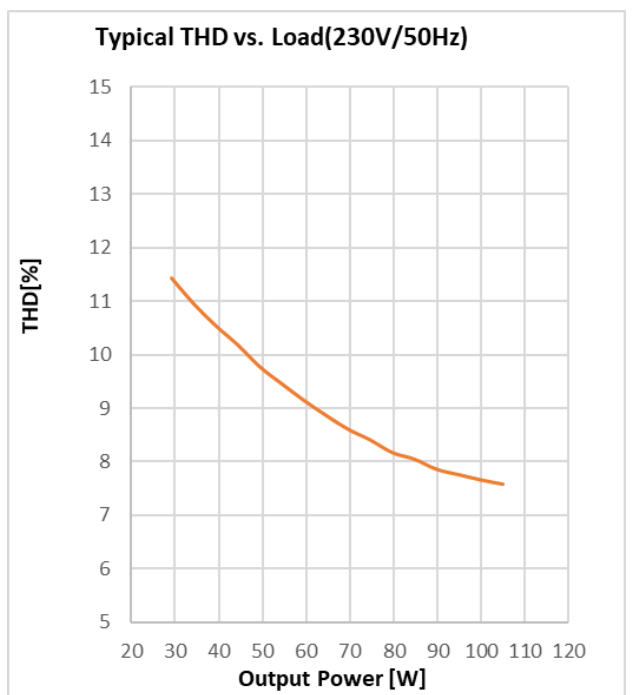
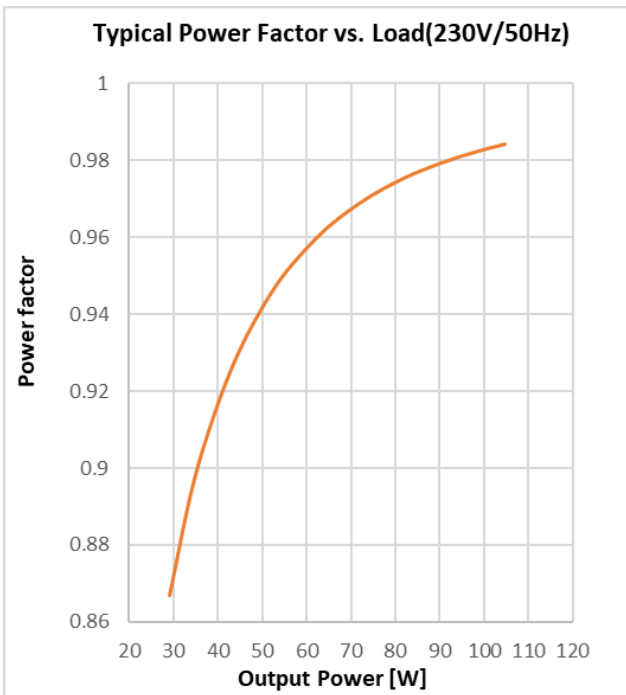
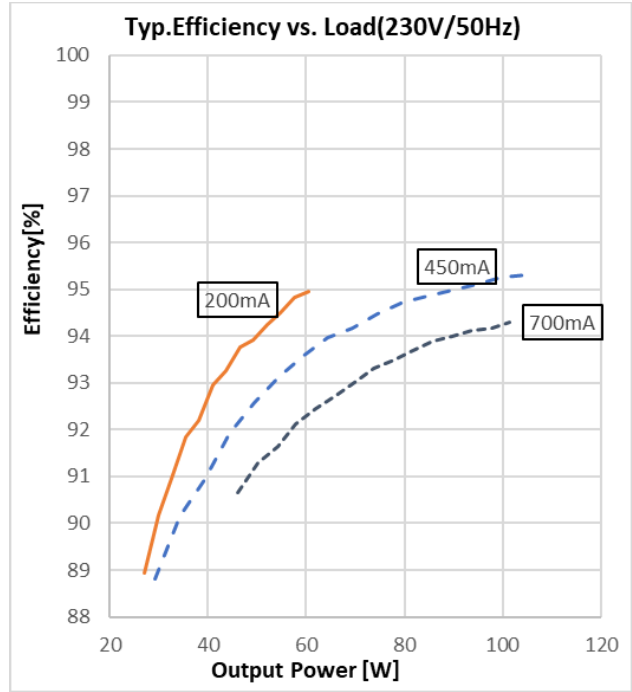
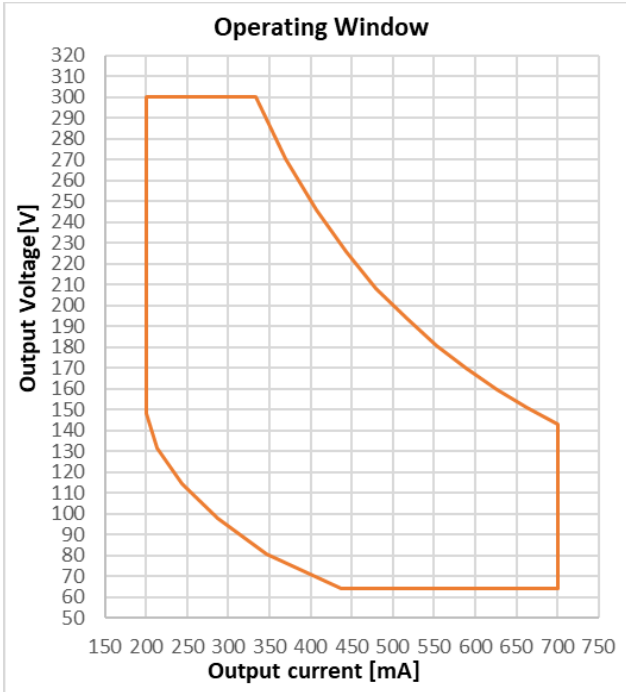
## Electrical Specifications

	Item	Value	Unit	Remarks
INPUT	Nominal voltage	220 – 240	V	
	Nominal frequency	0 / 50 / 60	Hz	
	AC voltage range	198 – 264	V	
	DC voltage range	176 – 276	V	DC or pulsating DC
	Maximum voltage	350	V <sub>ac</sub>	2 h maximum, unit might not operate in this abnormal condition
	Nominal current	0.5	A	Full load
	Total Harmonic Distortion (THD)	~ 8	%	Full load
	Power factor	> 0.97		Full load, 220 – 240 V, 50 Hz / see graphs
	Efficiency	Up to 95	%	Full load, 220 – 240 V, 50 Hz / see graphs
	Starting time	≤ 0.5	s	
	Power losses	5.5	W	Maximum, full load
	Protection class	I		PE can be connected either to terminal or housing
	Inrush current	37.6	A pk	th = 201 μs
	OUTPUT	Max. units per circuit breaker	B16: 17 B10: 10	
Protective conductor current		< 0.5	mA	Through PE
Nominal voltage range		64 – 300	V	
Maximum voltage		< 340	V <sub>dc</sub>	w/ Open Circuit
Nominal current range		200 – 700	mA	
Current accuracy		+/- 3	%	≤400...700mA ±3%; 200...<400mA ±5%
Current ripple		< 1	%	100 Hz., low freq. ripple is negligible
PsT		≤ 1		At full load
SVM		≤ 0.4		At full load
Nominal power range		28 – 100	W	
Maximum power		100	W	
Emergency output factor (EL)		100	%	ta = -25...+55°C: EOF <sub>1</sub> = 1 ta = +55...+80°C: EOF <sub>1</sub> = 0.45
Galvanic isolation		no		Non-isolated
ENVIRONMENT		Ambient temperature range t <sub>a</sub>	-25 ... +55	°C
	Maximum case temperature t <sub>c</sub>	80	°C	Measured on t <sub>c</sub> point indicated of the product label
	Max. case temp. in fault condition	110	°C	
	Storage temperature range	-25 ... +85	°C	
	Relative humidity	5 ... 85	%	Not condensing
	Surge transient protection	1   2	kV	L/N   LN/PE acc to. EN 61547 Clause 5.7
	Environmental rating	Indoor		
	IP rating	IP 20		
	Mains switching cycles	> 100'000		
	Expected lifetime	50'000 100'000	h	t <sub>c</sub> = 80°C, 0.2% / 1'000 h failure rate, 24h ON t <sub>c</sub> = 70°C, 0.1% / 1'000 h failure rate, 24h ON

## Wiring Diagram

Terminal: Push in terminals  
 Max. cable length - system: 2 m  
 Geometry (l x b x h): 280x30x21  
 Weight: 216g





## Remarks

- **Input overvoltage protection:** mains up to 350 Vac, for two hours maximum, will not destroy both the unit and the load; shut down of the load might occur in this condition.
- **Input surge protection:** the unit is protected against surge up to 1kV between L-N (symmetric surge) and 2 kV L/N-PE (asymmetric surge). During an asymmetric surge, the voltage between the LED outputs and PE is equal or lower than the applied surge voltage.
- **Output short circuit / undervoltage protection:** shut down of the load happens if Vout is out of the operating range.
- **Output overload protection:** unit automatically reduces the output current to keep the output power below 105W.
- **Output over voltage protection:** shut down of the load might happen if Vout exceeds 300V
  - **Step 1:** output current reduction to decrease Vout;
  - **Step 2:** shut down of the load at longer or extreme overvoltage.
- **No load operation:** Hot plug-in or secondary switching of LEDs is not permitted and may cause a very high current to the LEDs. The maximum output voltage is <340V.
- **Overtemperature protection:** the unit is protected against temporary overheating by automatic reduction of the output current when  $t_c > 80^\circ\text{C}$ .
- **Switchover time:** lower than 0.5 s, from AC to DC mains and viceversa.
- **Output power hold time:** > 4 ms, in case of mains dips.
- **Emergency lighting:** this LED power supply is suitable for emergency lighting fixtures acc. to EN 60598 -2-22; according to EN 61347-2-13 Annex J.

## Standards

EN 61347-1  
EN 61347-2-13  
EN 62384  
EN 61000-3-2  
EN 61000-3-3  
EN 61547  
EN 55015

Product name	EAN10	EAN40	Pieces / box
OT FIT 100/220-240/700 D NFC HV L	4062172382298	4062172382304	20

1. The lamp controlgear relies upon the luminaire enclosure for protection against accidental contact with live parts.

### 2. Ecodesign regulation information:

Intended for use with LED modules. The forward voltage of the LED light source shall be within the defined operating window of the control gear in all operating conditions including dimming if applicable.

Separate control gear and light sources must be disposed of at certified disposal companies in accordance with Directive 2012/19/EU (WEEE) in the EU and with Waste Electrical and Electronic Equipment (WEEE) Regulations 2013 in the UK. For this purpose, collection points for recycling centres and take-back systems (CRSO) are available from retailers or private disposal companies, which accept separate control gear and light sources free of charge. In this way, raw materials are conserved and materials are recycled.

Inventronics GmbH

Parkring 31-33  
85748 Garching, Germany  
Phone +49 89 6213-0  
[www.inventronicsglobal.com](http://www.inventronicsglobal.com)

**inventronics**