

ELEMENT 55/220...240/1200 CS L

ELEMENT SELV | Linear / Area Constant Current – Non dimmable



Product family features

- Line frequency: 50 Hz | 60 Hz
- Supply voltage: 220...240 V
- Lifetime: up to 50,000 h (temperature at T_c max. = -10 °C, max 10% failure rate)
- SELV driver

Product family benefits

- Small housing design
- Flexible current setting (DIPswitch – 4 currents)
- Enhanced safety due to overload, overtemperature, short-circuit protection

Areas of application

- Linear lighting for office, school and public areas
- Suitable for luminaires of protection class I

Technical data

Electrical data

| | |
|--|---|
| Nominal input voltage | 220...240 V |
| Mains frequency | 50/60 Hz |
| Input voltage AC | 198...264 V |
| Current set | DipSwitch |
| Power factor λ | 0.98 ¹⁾ |
| Efficiency in full-load | 89 % |
| Device power loss | 7.0 W ²⁾ |
| Inrush current | 12.5 A ³⁾ |
| Max. ECG no. on circuit breaker 10 A (B) | 25 |
| Max. ECG no. on circuit breaker 10 A (C) | 25 |
| Max. ECG no. on circuit breaker 16 A (B) | 40 |
| Max. ECG no. on circuit breaker 16 A (C) | 40 |
| Surge capability (L/N-Ground) | 2 kV |
| Surge capability (L-N) | 1 kV |
| Nominal output voltage | 23...51 V ⁴⁾ |
| Nominal output current | 920 / 1050 / 1075 / 1200 mA ⁵⁾ |
| Output ripple current (100 Hz) | < 30 % ⁶⁾ |
| Output PSTLM | ≤1 |
| Output SVM | ≤0.7 |
| Nominal output power | 21...61 W |
| Maximum output power | 61 W |
| Galvanic isolation | SELV |
| U-OUT (working voltage) | < 60 V |
| Total harmonic distortion | < 20 % ⁷⁾ |
| Output current tolerance | ±7.5 % |
| Default output current | 1200 mA |

¹⁾ Full load at 230 V/50 Hz

²⁾ At 230 V, Input power 68 W max.

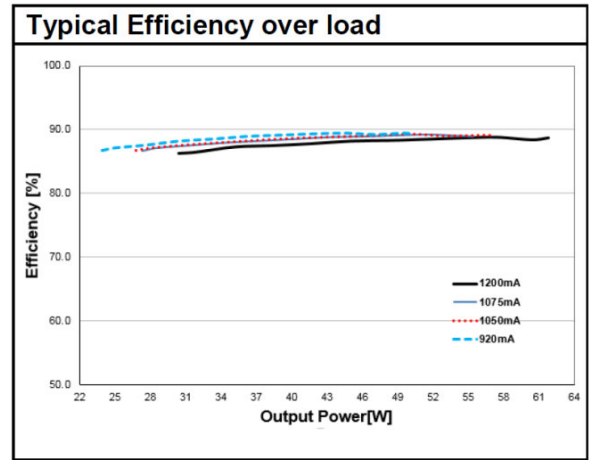
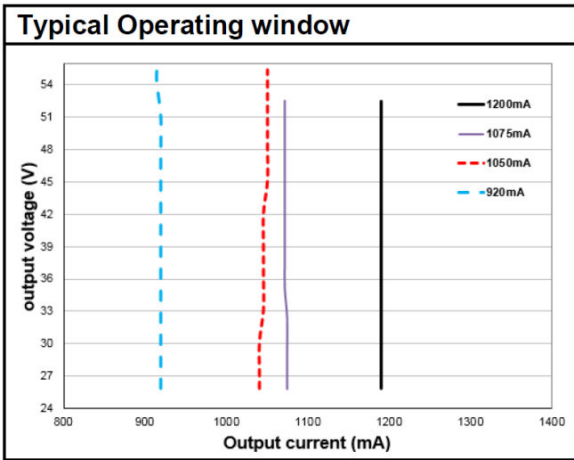
³⁾ $t_{width} = 180 \mu s$ typical (measured at 50 % I_{peak})

⁴⁾ At 920/1050mA / At 1075/1200mA

⁵⁾ ±7.5%

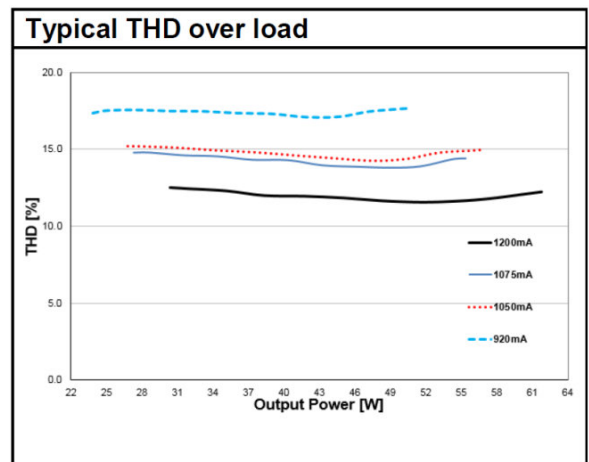
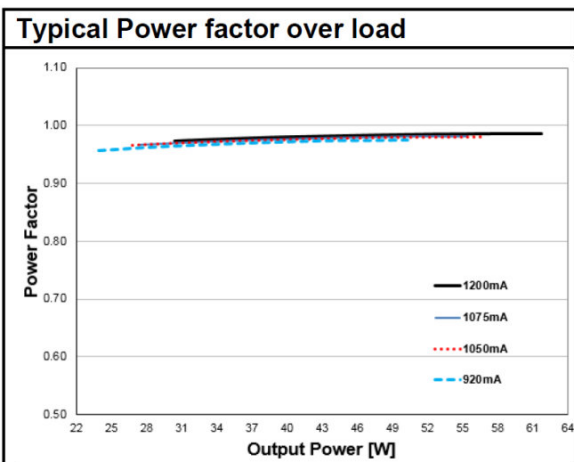
⁶⁾ Ripple average at 100 Hz

⁷⁾ At full load, 230 V, 50 Hz / see graphs



ELEMENT 55220-2401200 CS L Operating Window

ELEMENT 55220-2401200 CS L Typical Efficiency vs. Load (230 V 50 Hz)



ELEMENT 55220-2401200 CS L Typical Power Factor vs. Load

ELEMENT 55220-2401200 CS L Typical THD Vs Load

Dimensions & weight



| | |
|--------------------------------------|---|
| Mounting hole spacing, length | 200.0 mm |
| Product weight | 145.00 g |
| Cable cross-section, input side | 0.5...1.5 / 0.75...1.5 mm ^{2 1)} |
| Cable cross-section, output side | 0.5...1.5 / 0.75...1.5 mm ^{2 1)} |
| Wire preparation length, input side | 8.5...9.5 mm |
| Wire preparation length, output side | 8.5...9.5 mm |
| Length | 210.0 mm |
| Width | 30.0 mm |
| Height | 21.0 mm |

¹⁾ Solid or flexible leads

Colors & materials

| | |
|-----------------|-------|
| Casing material | Metal |
|-----------------|-------|

Temperatures & operating conditions

| | |
|--|------------------------|
| Ambient temperature range | -20...+50 °C |
| Maximum temperature at tc test point | 80 °C |
| Max.housing temperature in case of fault | 110 °C |
| Temperature range at storage | -40...+85 °C |
| Permitted rel. humidity during operation | 5...85 % ¹⁾ |

¹⁾ Non-condensing

Lifespan

| | |
|--------------|-------------------------------|
| ECG lifetime | 35000 / 50000 h ¹⁾ |
|--------------|-------------------------------|

¹⁾ At maximum T_c = 80°C / 10% failure rate, At T_c = 70°C / 10% failure rate

Capabilities

| | |
|----------|----|
| Dimmable | No |
|----------|----|

Product datasheet

| | |
|--|----------------------|
| Overheating protection | Automatic reversible |
| Overload protection | Automatic reversible |
| Short-circuit protection | Automatic reversible |
| No-load proof | Yes |
| Max. cable length to lamp/LED module | 2.0 m ¹⁾ |
| Suitable for fixtures with prot. class | I |
| Number of channels | 1 |

¹⁾ Output wires must be routed as close as possible to each other

Programming

| | |
|--------------------|-----------|
| Programming device | DIPswitch |
|--------------------|-----------|

Certificates & standards

| | |
|---------------------------|---|
| Approval marks – approval | CE / ENEC 05 / EAC / BIS / RCM / CCC |
| Standards | Acc. to IEC 61347-1/Acc. to EN 61347-2-13/Acc. to EN 62384/Acc. to EN 61000-3-2/Acc. to EN 61000-3-3/Acc. to EN 61547 |
| Type of protection | IP20 |



Logistical data

| | |
|----------------|-------------|
| Commodity code | 85044083900 |
|----------------|-------------|

Environmental information

| Information according Art. 33 of EU Regulation (EC) 1907/2006 (REACH) | |
|---|--|
| Date of Declaration | 25-04-2022 |
| Primary Article Identifier | 4052899553156 |
| Candidate List Substance 1 | Lead |
| CAS No. of substance 1 | 7439-92-1 |
| Safe Use Instruction | The identification of the Candidate List substance is sufficient to allow safe use of the article. |
| Declaration No. in SCIP database | d7e6dbbb-edc2-4340-a66e-93c60cf8297c |

Download Data

| File |
|--|
|  Certificates ENEC -55W (EN) |
|  Declarations of conformity ELEMENT CS L CE 3650277 161023 |

Product datasheet

Ecodesign regulation information:

Intended for use with LED modules.

The forward voltage of the LED light source shall be within the defined operating window of the control gear in all operating conditions including dimming if applicable.

Separate control gear and light sources must be disposed of at certified disposal companies in accordance with Directive 2012/19/EU (WEEE) in the EU and with Waste Electrical and Electronic Equipment (WEEE) Regulations 2013 in the UK. For this purpose, collection points for recycling centres and take-back systems (CRSO) are available from retailers or private disposal companies, which accept separate control gear and light sources free of charge. In this way, raw materials are conserved and materials are recycled.

Logistical Data

| Product code | Product description | Packaging unit (Pieces/Unit) | Dimensions (length x width x height) | Volume | Gross weight |
|---------------|-----------------------------------|------------------------------|--------------------------------------|----------------------|--------------|
| 4052899553156 | ELEMENT 55/220...240/1200 CS L | Shipping carton box 20 | 228 mm x 138 mm x 160 mm | 5.03 dm ³ | 3178.00 g |

The mentioned product code describes the smallest quantity unit which can be ordered. One shipping unit can contain one or more single products. When placing an order, for the quantity please enter single or multiples of a shipping unit.

Disclaimer

Subject to change without notice. Errors and omission excepted. Always make sure to use the most recent release.